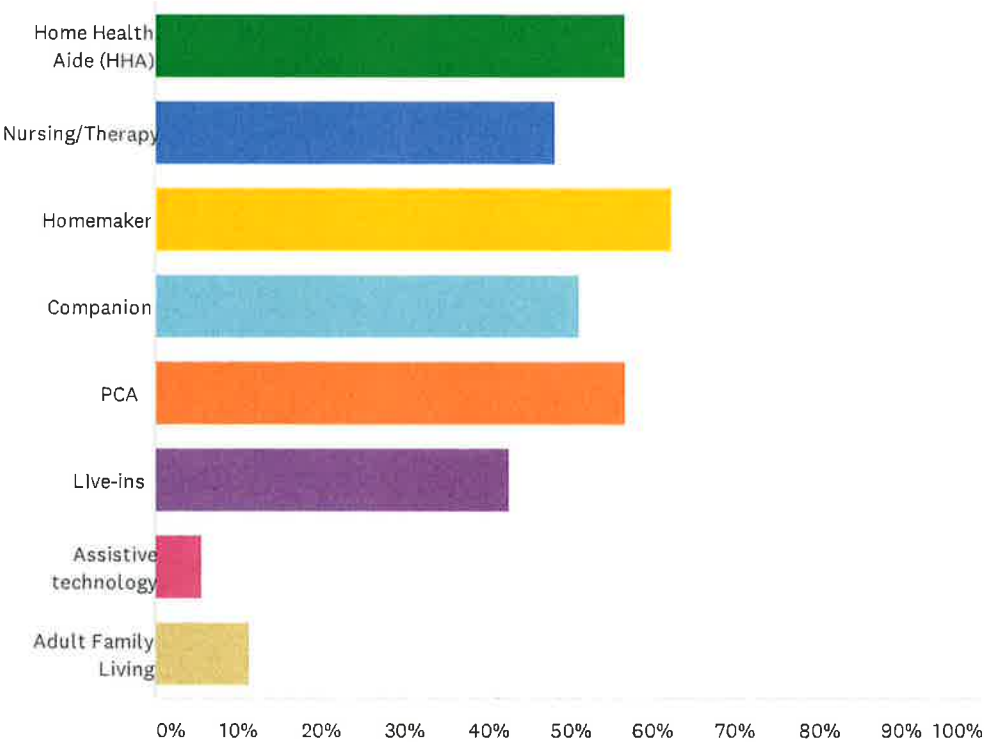


Q1 Please identify what types of Medicaid or waiver services you currently provide (Mark all that apply)

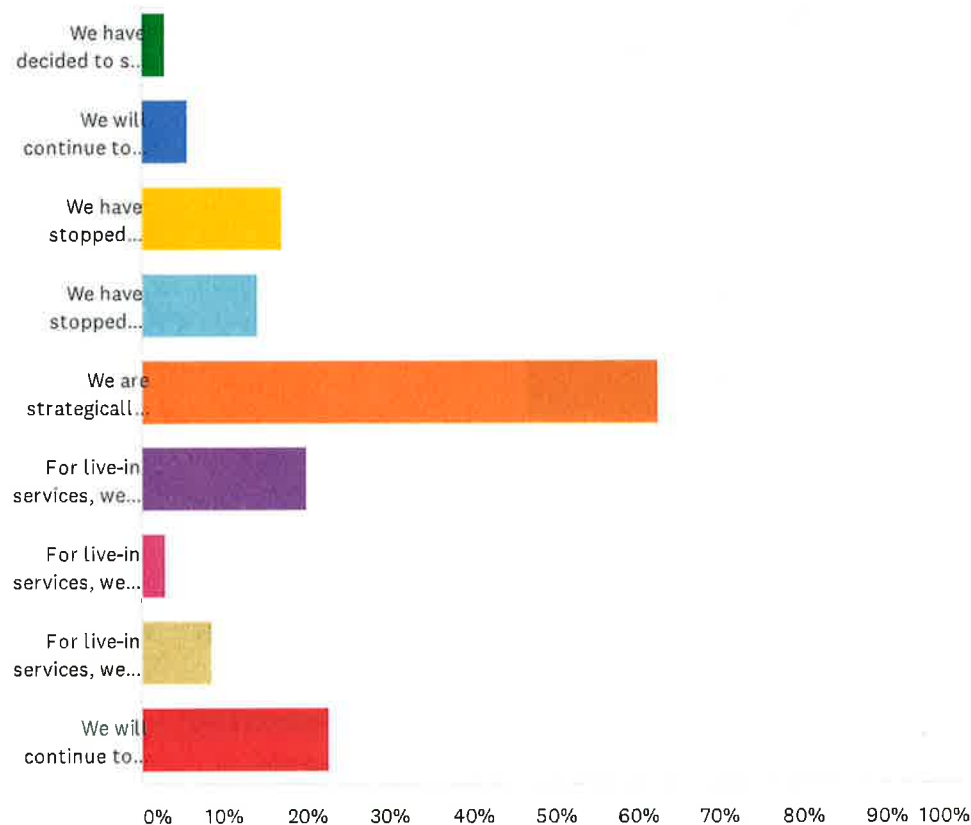
Answered: 35 Skipped: 0



ANSWER CHOICES	RESPONSES	
Home Health Aide (HHA)	57.14%	20
Nursing/Therapy	48.57%	17
Homemaker	62.86%	22
Companion	51.43%	18
PCA	57.14%	20
Live-ins	42.86%	15
Assistive technology	5.71%	2
Adult Family Living	11.43%	4
Total Respondents: 35		

Q2 Due to the minimum wage increases, rising costs and the lack of adequate Medicaid reimbursement, have you made any business decisions to change the volume of Medicaid/state funded services offered (Mark all that apply):

Answered: 35 Skipped: 0



**ANSWER CHOICES**

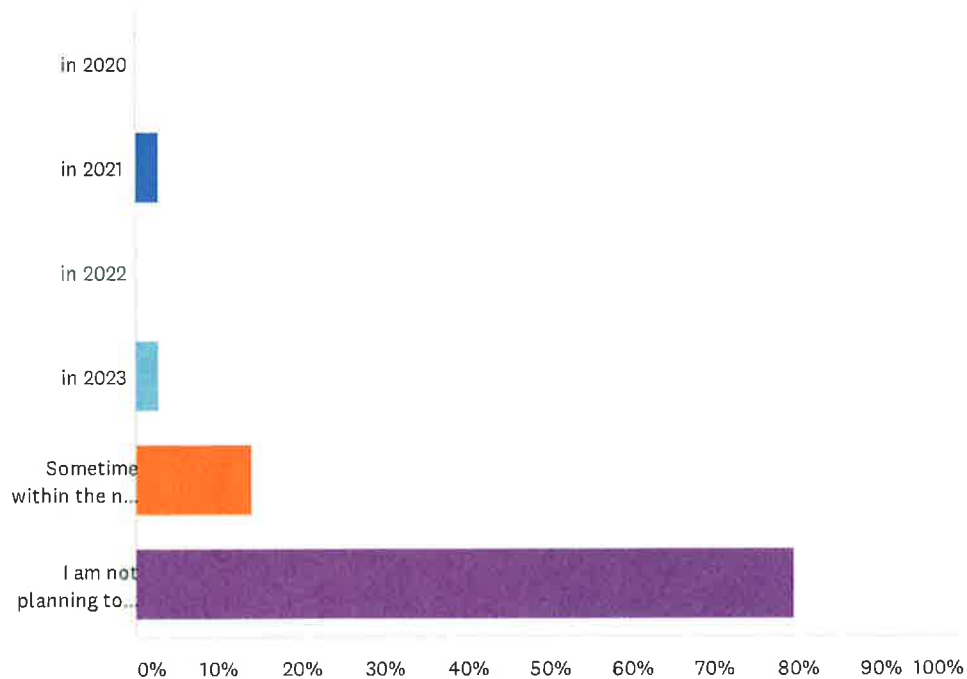
**RESPONSES**

We have decided to stop providing Medicaid/State funded services altogether.	2.86%	1
We will continue to care for our current Medicaid/state funded clients but will not take any new cases.	5.71%	2
We have stopped offering companion services.	17.14%	6
We have stopped offering homemaker services.	14.29%	5
We are strategically determining the maximum number of Medicaid/state funded cases we can accept.	62.86%	22
For live-in services, we are implementing strategies to continue offer services yet these may negatively impact continuity and quality of care while lowering overtime costs.	20.00%	7
For live-in services, we can no longer care for this population due to the lack of adequate reimbursement, rising costs and the impact of overtime requirements.	2.86%	1
For live-in services, we have reduced the number of clients served due to the lack of adequate reimbursement, rising costs and the impact of overtime requirements.	8.57%	3
We will continue to serve Medicaid/State funded clients as we have in the past with no change in volume anticipated.	22.86%	8

Total Respondents: 35

### Q3 Due to the added costs and lack of adequate Medicaid reimbursement, do you anticipate the need to close your doors (mark only one)

Answered: 35 Skipped: 0



ANSWER CHOICES	RESPONSES	
in 2020	0.00%	0
in 2021	2.86%	1
in 2022	0.00%	0
in 2023	2.86%	1
Sometime within the next several years but I'm not sure when.	14.29%	5
I am not planning to close my business.	80.00%	28
<b>TOTAL</b>		<b>35</b>

## Q4 What is your current Medicaid/State Funded census for the following services:

Answered: 29 Skipped: 6

ANSWER CHOICES	RESPONSES	
Home Health Aide	75.86%	22
Nursing	72.41%	21
Therapy	62.07%	18
Homemaker	62.07%	18
Companion	44.83%	13
PCA	58.62%	17
Live-ins	44.83%	13

#	HOME HEALTH AIDE	DATE
1	28	9/16/2020 1:00 PM
2	11	9/15/2020 3:03 PM
3	20	9/15/2020 10:19 AM
4	25	9/15/2020 9:54 AM
5	2	9/15/2020 9:36 AM
6	30	9/15/2020 7:03 AM
7	0	9/14/2020 2:41 PM
8	70	9/14/2020 2:41 PM
9	20%	9/14/2020 2:09 PM
10	10	9/11/2020 8:26 PM
11	0	9/10/2020 5:39 PM
12	20	9/10/2020 2:59 PM
13	0	9/10/2020 12:55 PM
14	25	9/10/2020 5:45 AM
15	35	9/9/2020 1:48 PM
16	100	9/9/2020 1:03 PM
17	75	9/9/2020 11:55 AM
18	43	9/9/2020 10:22 AM
19	4	9/9/2020 10:09 AM
20	3	9/9/2020 9:19 AM
21	NA	9/9/2020 9:01 AM
22	0	9/9/2020 8:57 AM

# A Survey Concerning the Impact of Additional Costs on Medicaid Provider Services

SurveyMonkey

#	NURSING	DATE
1	273	9/16/2020 1:00 PM
2	67	9/15/2020 3:03 PM
3	200	9/15/2020 10:19 AM
4	132	9/15/2020 9:54 AM
5	0	9/15/2020 9:36 AM
6	120	9/15/2020 7:03 AM
7	0	9/14/2020 2:41 PM
8	400	9/14/2020 2:41 PM
9	20%	9/14/2020 2:09 PM
10	74	9/11/2020 8:26 PM
11	0	9/10/2020 5:39 PM
12	0	9/10/2020 12:55 PM
13	25	9/10/2020 5:45 AM
14	285	9/9/2020 1:48 PM
15	100	9/9/2020 1:03 PM
16	135	9/9/2020 11:55 AM
17	134	9/9/2020 10:22 AM
18	17	9/9/2020 10:09 AM
19	16	9/9/2020 9:19 AM
20	NA	9/9/2020 9:01 AM
21	20	9/9/2020 8:57 AM

# A Survey Concerning the Impact of Additional Costs on Medicaid Provider Services

SurveyMonkey

#	THERAPY	DATE
1	48	9/16/2020 1:00 PM
2	22	9/15/2020 3:03 PM
3	18	9/15/2020 10:19 AM
4	15	9/15/2020 9:54 AM
5	0	9/15/2020 9:36 AM
6	5	9/15/2020 7:03 AM
7	0	9/14/2020 2:41 PM
8	25	9/14/2020 2:41 PM
9	10%	9/14/2020 2:09 PM
10	0	9/11/2020 8:26 PM
11	0	9/10/2020 5:39 PM
12	0	9/10/2020 12:55 PM
13	15	9/9/2020 1:48 PM
14	50	9/9/2020 1:03 PM
15	50	9/9/2020 11:55 AM
16	0	9/9/2020 10:22 AM
17	3	9/9/2020 10:09 AM
18	NA	9/9/2020 9:01 AM
#	HOMEMAKER	DATE
1	3	9/15/2020 3:03 PM
2	2,074 hours per week	9/14/2020 5:21 PM
3	11	9/14/2020 2:41 PM
4	0	9/14/2020 2:41 PM
5	9	9/14/2020 2:27 PM
6	12	9/11/2020 8:26 PM
7	20	9/11/2020 11:17 AM
8	0	9/10/2020 5:39 PM
9	10	9/10/2020 2:59 PM
10	35	9/10/2020 12:55 PM
11	200	9/9/2020 10:41 PM
12	3	9/9/2020 3:00 PM
13	3	9/9/2020 1:48 PM
14	5	9/9/2020 1:00 PM
15	9	9/9/2020 10:22 AM
16	11	9/9/2020 9:34 AM
17	1	9/9/2020 9:01 AM
18	1	9/9/2020 8:57 AM

# A Survey Concerning the Impact of Additional Costs on Medicaid Provider Services

SurveyMonkey

#	COMPANION	DATE
1	4	9/15/2020 3:03 PM
2	1,820 hours per week	9/14/2020 5:21 PM
3	2	9/14/2020 2:41 PM
4	0	9/14/2020 2:41 PM
5	4	9/14/2020 2:27 PM
6	9	9/11/2020 8:26 PM
7	10	9/11/2020 11:17 AM
8	0	9/10/2020 5:39 PM
9	23	9/10/2020 12:55 PM
10	100	9/9/2020 10:41 PM
11	3	9/9/2020 1:48 PM
12	9	9/9/2020 10:22 AM
13	0	9/9/2020 9:01 AM
#	PCA	DATE
1	6	9/15/2020 3:03 PM
2	14,736 hours per week	9/14/2020 5:21 PM
3	15	9/14/2020 2:41 PM
4	0	9/14/2020 2:41 PM
5	23	9/14/2020 2:27 PM
6	13	9/11/2020 8:26 PM
7	70	9/11/2020 11:17 AM
8	0	9/10/2020 5:39 PM
9	20	9/10/2020 2:59 PM
10	58	9/10/2020 12:55 PM
11	200	9/9/2020 10:41 PM
12	3	9/9/2020 3:00 PM
13	0	9/9/2020 1:48 PM
14	15	9/9/2020 1:00 PM
15	5	9/9/2020 10:22 AM
16	70	9/9/2020 9:34 AM
17	12	9/9/2020 9:01 AM



# A Survey Concerning the Impact of Additional Costs on Medicaid Provider Services

SurveyMonkey

#	LIVE-INS	DATE
1	0	9/15/2020 3:03 PM
2	13,096 hours per week	9/14/2020 5:21 PM
3	1	9/14/2020 2:41 PM
4	0	9/14/2020 2:41 PM
5	1	9/11/2020 8:26 PM
6	0	9/10/2020 5:39 PM
7	50	9/10/2020 2:59 PM
8	6	9/10/2020 12:55 PM
9	0	9/9/2020 1:48 PM
10	2	9/9/2020 1:00 PM
11	16	9/9/2020 10:22 AM
12	79	9/9/2020 9:34 AM
13	2	9/9/2020 9:01 AM

